



## 8. Showmanship, Western, Open

### INSTRUCTIONS

Be waiting at marker "A" for judge's signal to start.

Trot from marker "A" to marker "B" as drawn. Stop

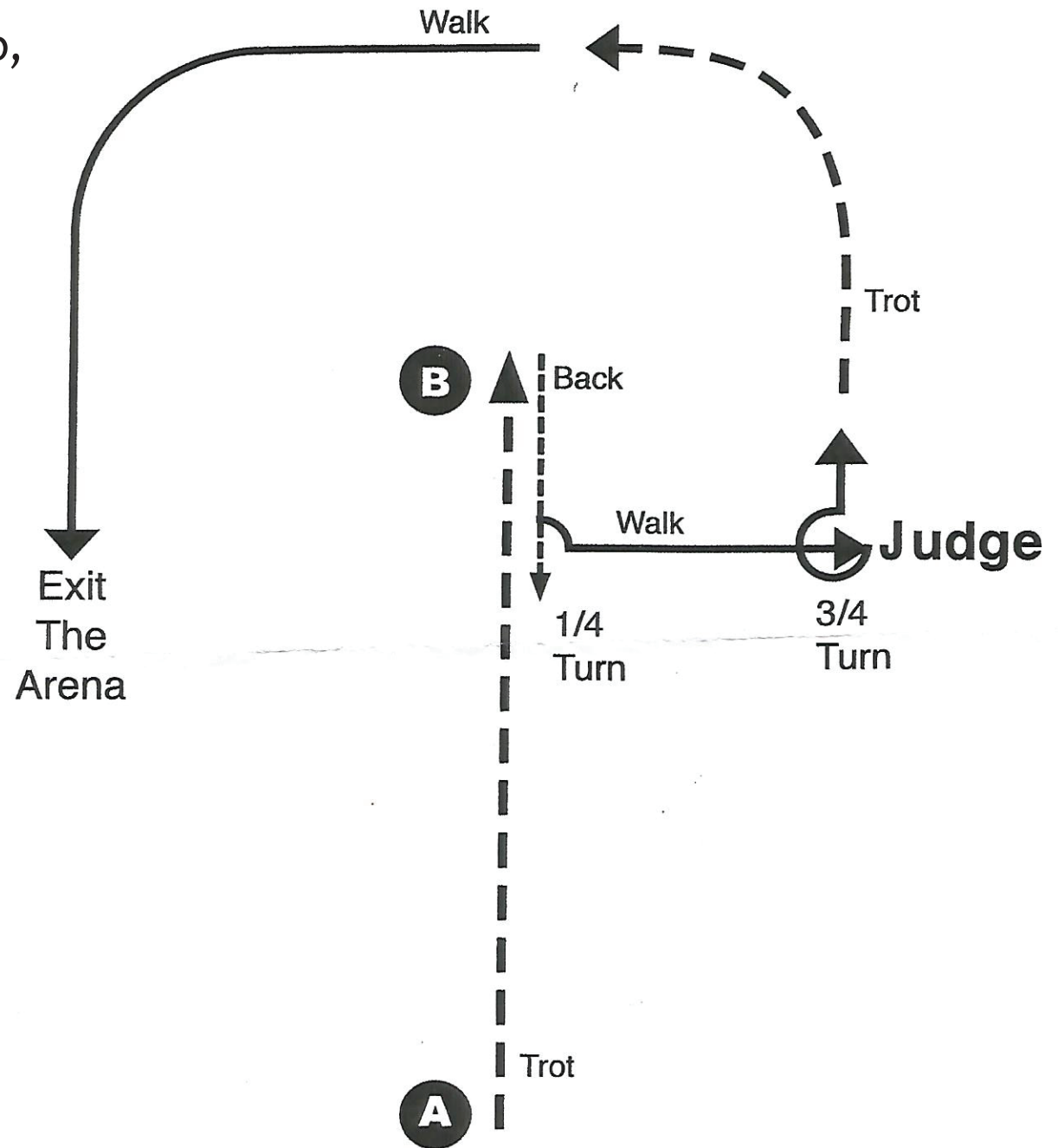
Back. 1/4 turn.

Walk to judge and set up for inspection.

When dismissed, 3/4 turn and trot away and around corner.

Walk and exit arena.

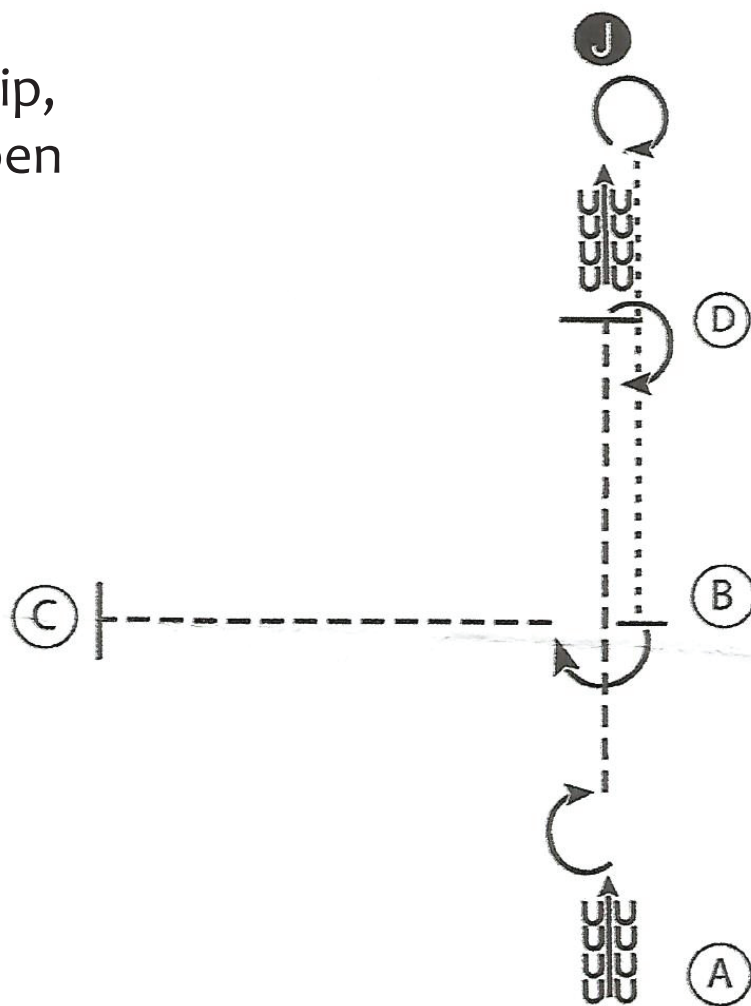
**GOOD LUCK!**



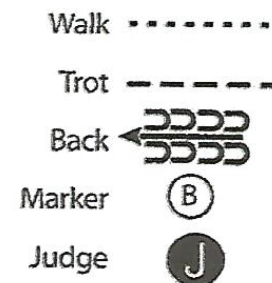
Be Waiting at Marker  
"A" for Judge's Signal  
to Start



## 9. Advanced Showmanship, Western, Open

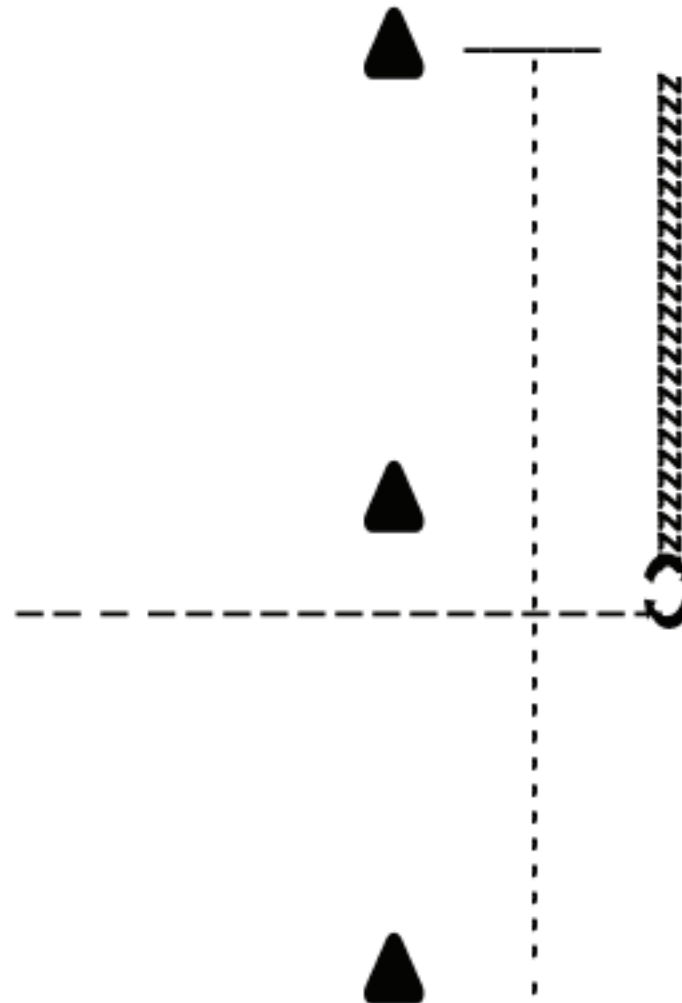


1. Begin facing away from the Judge. Back four steps.
2. Perform a 180 degree turn.
3. Trot to D. Perform a 180 degree turn.
4. Back to the Judge. Stop and set up for inspection.
5. When dismissed perform a 360 turn.
6. Walk to B. Stop and perform a 90 degree turn.
7. Trot to C, stop and wait for instructions from the ring steward.





## 57. Showmanship, English, Open



**Trot to Judge (3rd marker)  
Stop & set up for inspection  
Back to 2nd marker  
270 degree turn to right  
Walk to line up**



## 58. Advanced Showmanship, English, Open

1. Trot to Judge.
2. Set up for full inspection.
3. After inspection, execute 1 1/2 turns and walk 1/2 of line.
4. Stop, back two horse lengths.
5. 3/4 turn and trot.
6. Halt and set-up, when set up is complete, exit at a walk or jog.

