



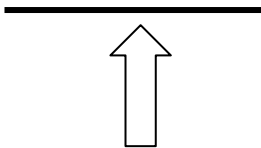
Class 1 (ponies) and 2 (horses) and Class 1d (donkeys)

January Starter course 10 Obstacles each marked out of 10


Please access your personal profile to see at which level you are currently working .
THE JUDGE MUST HEAR THE REAL SOUND! DO NOT INCLUDE MUSIC OR A VOCAL COMMENTARY REMEMBER SAFETY FIRST!

CLOSING DATE FOR ENTRIES IS MIDNIGHT ON 15th FEBRUARY 2013


3. Back over pole Walk horse over pole on the ground, front feet only and back up. Any method. Points lost if feet of horse touch pole at any time.




4. Scary Corner. A collection of scary objects creating a corridor corner not less than 12ft (3.66m) long. Horse to walk through safely with handler.




5. Jump any height. Horse to jump, handler may jump or not. Handler to pass the jump at the same time as horse.



2. Wait The handler holds rope and goes to other hoop which is 12ft (3.66m) away and waits for a count of 5 seconds before returning to horse.



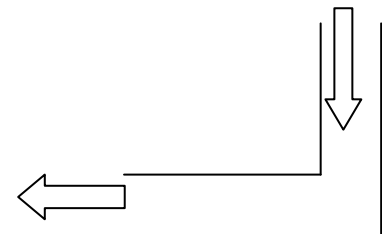
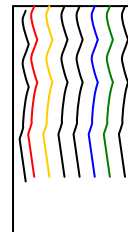
START



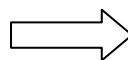

1 Hula hoops. Horse to step into one hula hoop with front feet. This must be a clean step in for maximum marks

6. L bend turn. Using poles to create an L bend that is 4ft (1.22m) wide all round and the outside poles being at least 12ft (3.66m) long. Horse to pass through at walk handler can be anywhere to direct horse.

7. Curtain. Horse to pass through curtain safely with handler at walk, curtain is down.



8 and 9. Pole corridor walk through and back up. Horse to walk right through corridor until front feet are just beyond the end then back up, all without touching the poles. Corridor at least 12feet (3.66m) long by 4ft (1.22m) wide. Any backup method



10. Tarpaulin Horse and handler to walk over tarpaulin together.

FINISH